

























January

Theme for the month - Winter

January 3	January 4	January 5	January 6	January 7	January 8
	<p>The Twelve Days of Winter</p>  <p>Book link: https://www.youtube.com/watch?v=RzWPNakeS-w</p> <p>Speech/Language and academics Build vocabulary:</p> <p>Bird Feeder Snowy Winter Treats Stitching Bells Worms Flakes</p> <p>Speech/Language and academics:</p> <p>After reading the story, talk to your children about: What happened at the beginning and the end of the story. Who were the characters? What did you like about this story?</p>	<p>Reading (letter recognition):</p> <p>Letter: W</p> <p>Math: Practice counting. Counting from 1-12</p> <p>Fine Motor/OT: Practice tracing the letter W in sand, soft dirt, or shaving cream. Practice in the snow if there is any outside!</p> 	<p>Reading (Phonemic Awareness): Listen for the /w/ sound at the end of words.</p> <p>Rainbow Elbow Snow Tow Row Crow</p> <p>Math: Find 12 items at home. Count them together.</p>  <p>Fine Motor/OT: Practice making the letter W with 'big line, big line, big line, big line' then practice tracing/writing the letter W.</p>	<p>Gross Motor: Pretend to be the weather! You and your child can use your bodies to be different kinds of weather, such as:</p> <p>Rain Snow Earthquake Tornado Wind</p> <p>Social Emotional: Using markers and a paper plate, draw a snowman face! Practice drawing different emotions on the snowmen and discuss those emotions with your child.</p> 	

January 10	January 11	January 12	January 13	January 14	January 15
	<p>The Jacket I wear In The Snow</p>  <p>Book link: https://www.youtube.com/watch?v=mTYyPNPflBg</p> <p>Speech/Language and academics Build vocabulary: Jacket Wear Boots Socks Zipper Stuck Pants Wooly Snow Scarf Mittens Caught</p> <p>Speech/Language and academics: After reading the story, talk to your children about: What happened at the beginning and the end of the story. Who were the characters? What did you like about this story?</p>	<p>Reading (letter recognition):</p> <p>Letter: J</p> <p>Math/Fine Motor: Practice drawing a snowman! Dress your snowman up in accessories; jacket, hat, scarf, etc. Count how many items your snowman is wearing</p> <p>Fine Motor/OT: Practice tracing the letter J in sand, soft dirt, or shaving cream.</p>	<p>Reading (Phonemic Awareness): Listen for the /j/ sound at the beginning of words.</p> <p>Age Cage Huge Message Page Stage</p> <p>Math: Look at the snowman you drew yesterday. Color their accessories and practice naming and talking about each color!</p> <p>Fine Motor/OT: Practice making the letter J with 'big line, little line' then practice tracing/writing the letter J.</p>	<p>Social Emotional: How do you feel today? Draw how you are feeling and talk about it with your child. Have your child help think of activities that make them feel happy.</p>  <p>Gross Motor: Make a snowman! If you have snow, go outside and make a snowman! If there is no snow, make a snowman out of blankets and boxes and other items you have in your home. Practice lifting the blankets and rolling them up into "snowballs".</p> 	

January 17	January 18	January 19	January 20	January 21	January 22																						
	<p>The Mitten</p>  <p>Book link: https://www.youtube.com/watch?v=duhj0Op_slo</p> <p>Speech/Language and academics Building vocabulary:</p> <table border="0"> <tr><td>Mitten</td><td>Feet</td></tr> <tr><td>Rabbit</td><td>Hedgehog</td></tr> <tr><td>Mole</td><td>Owl</td></tr> <tr><td>Talons</td><td>Badger</td></tr> <tr><td>Snowing</td><td>Fox</td></tr> <tr><td>Mussel</td><td>Bear</td></tr> <tr><td>Mouse</td><td>Sneeze</td></tr> </table> <p>Speech/Language and academics:</p> <p>After reading the story, talk to your children about: What happened at the beginning and the end of the story. Who were the characters? What did you like about this story?</p>	Mitten	Feet	Rabbit	Hedgehog	Mole	Owl	Talons	Badger	Snowing	Fox	Mussel	Bear	Mouse	Sneeze	<p>Reading (letter recognition):</p> <p>Letter: M</p> <p>Math: Count how many animals fit in the mitten.</p> 	<p>Reading (Phonemic Awareness): Listen for the /m/ sound at the end of words.</p> <table border="0"> <tr><td>Him</td><td>Farm</td></tr> <tr><td>Team</td><td>Time</td></tr> <tr><td>Name</td><td>Lamb</td></tr> <tr><td>Home</td><td>Game</td></tr> </table> <p>M</p> <p>Math: Go through the featured book this week, The Mitten, and count how many animals you see!</p> <p>Fine Motor/OT: Practice making the letter M with 'big line, little line' then practice tracing/writing the letter M.</p>	Him	Farm	Team	Time	Name	Lamb	Home	Game	<p>Gross Motor: Help shovel snow if there is any outside. If there is no snow, take a walk outside and look at how the environment is changing in the Winter time.</p> <p>Social Emotional/Fine Motor: Paint the snow! Get a handful of snow and put it in a bin. Get paint-any color of your choice and paint emotions on it! Discuss what emotion you are drawing and why. If there is not any snow, you can use paper!</p> 	
Mitten	Feet																										
Rabbit	Hedgehog																										
Mole	Owl																										
Talons	Badger																										
Snowing	Fox																										
Mussel	Bear																										
Mouse	Sneeze																										
Him	Farm																										
Team	Time																										
Name	Lamb																										
Home	Game																										

January 24	January 25	January 26	January 28	January 29	January 30/31						
	<p>The Snowy Day EZRA JACK KEATS THE SNOWY DAY CALDECOTT AWARD BOOK</p>  <p>Book Link: https://www.youtube.com/watch?v=FmZCQfeWjeQ</p> <p>Speech/Language and academics Build vocabulary: Path Sank Dragged Head Mountain climber Slid Pocket Socks Melted Cold Deep</p> <p>Speech/Language and academics:</p> <p>After reading the story, talk to your children about: What happened at the beginning and the end of the story. Who were the characters? What did you like about this story?</p>	<p>Reading (letter recognition):</p> <p>Letter: S</p> <p>Math: Practice counting from 1-15.</p> <p>I can count to find out "how many". Name _____</p> <table border="1" data-bbox="766 483 1031 722"> <tr> <td></td> <td></td> </tr> <tr> <td></td> <td></td> </tr> <tr> <td></td> <td></td> </tr> </table> <p>5 6 7 8 9 10</p>							<p>Reading (Phonemic Awareness): Listen for the /s/ sound at the end of words.</p> <p>Case Base Chase Vase Lace Erase</p> <p>Math: Learn about the color orange. What can you find in your home that is orange?</p>  <p>Fine Motor/OT: Practice making the letter S with 'little curve, turn, little curve' then practice tracing/writing the letter S.</p>	<p>Gross Motor: Participate in this fun Winter Wonderland Yoga! See how many exercises you can do! https://youtu.be/yE1NEiVf2Gk</p> <p>Sensory: Play with playdough today! If you don't have any you can make some using these simple ingredients!</p> <p>1 cup of flour ½ cup of salt ½ cup of water</p> <p>Mix it all together and you're done!</p> 