

Online Ordering Instructions

YOU WILL NEED YOUR STUDENT SCHOOL ID # & 7th PERIOD CLASS ROOM # TO COMPLETE THIS PROCESS

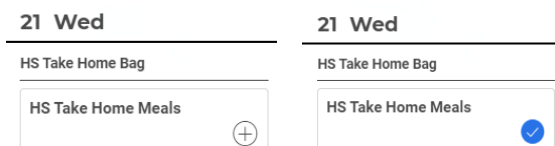
High School students may register to pick up a take home bag of food for their online learning day. High school students will receive 2 breakfasts and 1 lunch in each bag.

- Orders must **be placed by** 10:00am on the morning of the day you will pick up.
- You may order for future days also if you plan to pick up each school day. Pre-ordering helps ensure nutrition services has time to prepare enough meals prior to pick up.
- Please cancel any existing orders if you will not be picking up for some reason. You can

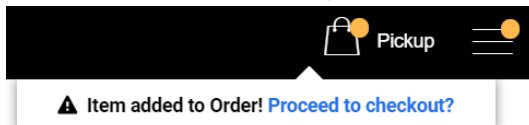
cancel your order from Menu  Your account > Order History

INSTRUCTIONS:

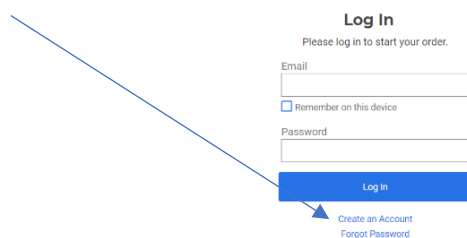
1. Visit <https://pueblo.nutrislice.com/> online OR download the Nutrislice app on your phone.
2. Select your school and the HS Take Home menu icon
3. Select the (+) sign on the day you want to order for, when selected it will change to a blue check mark.



4. The cart now has the order, click on the **Proceed to checkout?** In the top right of the screen.



5. Log In or Create a new account



6. Select **Student** account type, and enter all required fields
7. Select the Pickup Time from the Pickup Options* dropdown menu – this will be right after school
8. Select the Pickup Location AND enter your 7th period class room number.
9. **Submit Order** at the bottom of the screen – you will receive an email confirmation

If you have problems, questions or special circumstances, please contact us through: nutrition@pueblocitieschools.us or by phone M-Thurs @ 719-595-4280